





































44 100m Butterfly Women Final

























Official

























13yrs NZR	13yrs NZR	1:02.02	2022-07-30	Milan Glintmeyer MW
14yrs NZR	14yrs NZR	1:00.88	2017-10-06	Brearna Crawford AK
15yrs NZR	15yrs NZR	59.20	2010-09-29	Sophia Batchelor CB
16yrs NZR	16yrs NZR	58.63	2011-09-11	Sophia Batchelor CB
17yrs NZR	17yrs NZR	58.24	2012-10-03	Sophia Batchelor CB
18yrs NZR	18yrs NZR	59.12	2013-10-02	Caroline Baddock AK
Open NZR	Open NZR	56.60	2024-12-13	Hazel Ouwehand AK

























Total

























Rank	Competitor	Age	Club	RT	PTS	Result
1	 Glintmeyer ...	16	 Whangapar...			59.52 Entry: 58.59 +0.93
	25m:		50m: 27.92 (27.92)			
	75m:		100m: 59.52 (59.52)			
2	 Peters Chloe	17	 Sacred Hea...			1:00.19 Entry: 1:00.39 -0.20
	25m:		50m: 28.19 (28.19)			
	75m:		100m: 1:00.19 (1:00.19)			
3	 Cain-Townl...	17	 Waimea Co...			1:01.53 Entry: 1:01.77 -0.24
	25m:		50m: 28.60 (28.60)			
	75m:		100m: 1:01.53 (1:01.53)			
4	 Hingston Fr...	18	 Macleans C...			1:01.73 Entry: 1:01.96 -0.23
	25m:		50m: 28.74 (28.74)			
	75m:		100m: 1:01.73 (1:01.73)			
5	 Skidmore E...	18	 Woodford ...			1:02.66 Entry: 1:02.81 -0.15
	25m:		50m: 29.83 (29.83)			
	75m:		100m: 1:02.66 (1:02.66)			
6	 Fisher Tandia	14	 Villa Maria ...			1:03.24 Entry: 1:02.93 +0.31
	25m:		50m: 30.31 (30.31)			
	75m:		100m: 1:03.24 (1:03.24)			

















7	 Yamagami ...	16	 Botany Do...	1:03.25	-2.37
	25m:	50m:	29.69 (29.69)	Entry:	1:05.62
	75m:	100m:	1:03.25 (1:03.25)		
8	 Rawson Al...	15	 Waikato Di...	1:03.29	+1.40
	25m:	50m:	29.41 (29.41)	Entry:	1:01.89
	75m:	100m:	1:03.29 (1:03.29)		
9	 Yang Leah	16	 Botany Do...	1:03.34	-0.97
	25m:	50m:	29.69 (29.69)	Entry:	1:04.31
	75m:	100m:	1:03.34 (1:03.34)		
10	 Miller Xanthe	17	 Diocesan S...	1:03.59	+1.41
	25m:	50m:	29.90 (29.90)	Entry:	1:02.18
	75m:	100m:	1:03.59 (1:03.59)		
11	 Bai Alyssa	14	 Samuel Ma...	1:03.64	-0.82
	25m:	50m:	29.81 (29.81)	Entry:	1:04.46
	75m:	100m:	1:03.64 (1:03.64)		
12	 Maritz Ania	17	 Rangitoto C...	1:04.30	+3.19
	25m:	50m:	29.79 (29.79)	Entry:	1:01.11
	75m:	100m:	1:04.30 (1:04.30)		
13	 Story Alicia	15	 Avondale C...	1:04.61	-0.84
	25m:	50m:	30.74 (30.74)	Entry:	1:05.45
	75m:	100m:	1:04.61 (1:04.61)		
14	 Sampson H...	15	 Hutt Valley ...	1:04.88	+0.50
	25m:	50m:	30.90 (30.90)	Entry:	1:04.38
	75m:	100m:	1:04.88 (1:04.88)		
15	 Nettle Phoe...	15	 Woodford ...	1:05.33	+0.76
	25m:	50m:	30.98 (30.98)	Entry:	1:04.57
	75m:	100m:	1:05.33 (1:05.33)		
16	 Lin Amber	14	 Rangitoto C...	1:05.69	+1.08
	25m:	50m:	30.63 (30.63)	Entry:	1:04.61
	75m:	100m:	1:05.69 (1:05.69)		
17	 Zhou Karmen	16	 Queen Mar...	1:05.82	+0.85
	25m:	50m:	30.12 (30.12)	Entry:	1:04.97
	75m:	100m:	1:05.82 (1:05.82)		
18	 Buisinne ...	17	 Rangitoto C...	1:06.02	-1.15
	25m:	50m:	30.80 (30.80)	Entry:	1:07.17
	75m:	100m:	1:06.02 (1:06.02)		

19	 Botes Scarl...	15	 Taradale Hi...	1:06.35 Entry: 1:03.80 +2.55
	25m:	50m: 30.24 (30.24)		
	75m:	100m: 1:06.35 (1:06.35)		
20	 Dresner Re...	14	 Tauranga G...	1:06.56 Entry: 1:08.52 -1.96
	25m:	50m: 30.93 (30.93)		
	75m:	100m: 1:06.56 (1:06.56)		
21	 Sasamoto ...	17	 Gisborne G...	1:06.84 Entry: 1:08.16 -1.32
	25m:	50m: 31.66 (31.66)		
	75m:	100m: 1:06.84 (1:06.84)		
22	 Searle Ame...	14	 Albany Juni...	1:06.90 Entry: 1:05.32 +1.58
	25m:	50m: 31.25 (31.25)		
	75m:	100m: 1:06.90 (1:06.90)		
23	 Dodunski F...	16	 Diocesan S...	1:06.92 Entry: 1:05.22 +1.70
	25m:	50m: 30.96 (30.96)		
	75m:	100m: 1:06.92 (1:06.92)		
24	 Nicholls Lola	17	 Napier Girl...	1:06.97 Entry: 1:07.83 -0.86
	25m:	50m: 31.14 (31.14)		
	75m:	100m: 1:06.97 (1:06.97)		
25	 Metcalfe Evie	14	 Aquinas Co...	1:07.07 Entry: 1:08.15 -1.08
	25m:	50m: 30.99 (30.99)		
	75m:	100m: 1:07.07 (1:07.07)		
26	 Scott Tessa	16	 Waikato Di...	1:07.14 Entry: 1:06.02 +1.12
	25m:	50m: 31.93 (31.93)		
	75m:	100m: 1:07.14 (1:07.14)		
27	 Zaska-Bus...	15	 Heritage C...	1:07.40 Entry: 1:07.69 -0.29
	25m:	50m: 30.69 (30.69)		
	75m:	100m: 1:07.40 (1:07.40)		
27	 Riley Ariella	17	 Waikato Di...	1:07.40 Entry: 1:01.73 +5.67
	25m:	50m: 30.97 (30.97)		
	75m:	100m: 1:07.40 (1:07.40)		
29	 McClintock ...	13	 Mount Aspir...	1:07.41 Entry: 1:07.69 -0.28
	25m:	50m: 31.08 (31.08)		
	75m:	100m: 1:07.41 (1:07.41)		
30	 Buisinne A...	17	 Rangitoto C...	1:07.68 Entry: 1:06.04 +1.64
	25m:	50m: 31.66 (31.66)		
	75m:	100m: 1:07.68 (1:07.68)		

31	 Smith Pene	17	 Avonside G...	1:07.71 Entry: 1:06.56 +1.15
	25m:		50m: 30.96 (30.96)	
	75m:		100m: 1:07.71 (1:07.71)	
32	 Fletcher E...	17	 St Paul's C...	1:07.95 Entry: 1:09.66 -1.71
	25m:		50m: 31.58 (31.58)	
	75m:		100m: 1:07.95 (1:07.95)	
33	 Smith Lily	15	 Palmerston...	1:08.30 Entry: 1:09.33 -1.03
	25m:		50m: 31.66 (31.66)	
	75m:		100m: 1:08.30 (1:08.30)	
34	 Barnes Ma...	16	 Rangiora Hi...	1:08.35 Entry: 1:09.26 -0.91
	25m:		50m: 31.13 (31.13)	
	75m:		100m: 1:08.35 (1:08.35)	
35	 Teura-Davi...	15	 Epsom Girl...	1:08.39 Entry: 1:07.40 +0.99
	25m:		50m: 31.48 (31.48)	
	75m:		100m: 1:08.39 (1:08.39)	
36	 Spencer S...	15	 Lincoln Hig...	1:08.40 Entry: 1:09.07 -0.67
	25m:		50m: 31.85 (31.85)	
	75m:		100m: 1:08.40 (1:08.40)	
37	 Stanford H...	17	 Napier Girl...	1:08.43 Entry: 1:08.16 +0.27
	25m:		50m: 31.42 (31.42)	
	75m:		100m: 1:08.43 (1:08.43)	
38	 Lovell Jessi...	18	 Marlboroug...	1:08.48 Entry: 1:07.00 +1.48
	25m:		50m: 31.10 (31.10)	
	75m:		100m: 1:08.48 (1:08.48)	
39	 Williams Eliza	16	 Epsom Girl...	1:08.62 Entry: 1:07.91 +0.71
	25m:		50m: 32.20 (32.20)	
	75m:		100m: 1:08.62 (1:08.62)	
40	 Kennedy Mila	13	 Aquinas Co...	1:08.71 Entry: 1:07.51 +1.20
	25m:		50m: 31.57 (31.57)	
	75m:		100m: 1:08.71 (1:08.71)	
41	 Migounoff L...	14	 ACG Strath...	1:09.02 Entry: 1:09.00 +0.02
	25m:		50m: 31.88 (31.88)	
	75m:		100m: 1:09.02 (1:09.02)	
42	 Kennard S...	16	 Spotswood ...	1:09.29 Entry: 1:10.60 -1.31
	25m:		50m: 32.24 (32.24)	
	75m:		100m: 1:09.29 (1:09.29)	

43	 Winn Emma	17	 Mt Albert G...	1:09.40 Entry: 1:09.66 -0.26
	25m:		50m: 31.98 (31.98)	
	75m:		100m: 1:09.40 (1:09.40)	
44	 Van Geneij...	15	 Hamilton Gi...	1:09.68 Entry: 1:09.61 +0.07
	25m:		50m: 32.56 (32.56)	
	75m:		100m: 1:09.68 (1:09.68)	
45	 Lu Eve	14	 Diocesan S...	1:09.91 Entry: 1:09.55 +0.36
	25m:		50m: 32.41 (32.41)	
	75m:		100m: 1:09.91 (1:09.91)	
46	 Ai Michelle	13	 Westlake G...	1:10.24 Entry: 1:12.53 -2.29
	25m:		50m: 32.74 (32.74)	
	75m:		100m: 1:10.24 (1:10.24)	
47	 Welch Addi...	16	 St Paul's C...	1:10.44 Entry: 1:10.98 -0.54
	25m:		50m: 32.83 (32.83)	
	75m:		100m: 1:10.44 (1:10.44)	
48	 Du Emma	14	 Wentworth ...	1:10.55 Entry: 1:10.29 +0.26
	25m:		50m: 32.83 (32.83)	
	75m:		100m: 1:10.55 (1:10.55)	
49	 Ericson Ma...	13	 Rangi Ruru...	1:10.85 Entry: 1:13.37 -2.52
	25m:		50m: 33.20 (33.20)	
	75m:		100m: 1:10.85 (1:10.85)	
50	 Guthrie Ca...	16	 Aquinas Co...	1:10.88 Entry: 1:11.34 -0.46
	25m:		50m: 32.53 (32.53)	
	75m:		100m: 1:10.88 (1:10.88)	
51	 Hay Gemma	15	 Waikato Di...	1:10.91 Entry: 1:12.53 -1.62
	25m:		50m: 33.06 (33.06)	
	75m:		100m: 1:10.91 (1:10.91)	
52	 Blackburn ...	16	 Westlake G...	1:10.94 Entry: 1:10.21 +0.73
	25m:		50m: 32.20 (32.20)	
	75m:		100m: 1:10.94 (1:10.94)	
52	 Duske Geo...	14	 Otumoetai ...	1:10.94 Entry: 1:11.76 -0.82
	25m:		50m: 32.97 (32.97)	
	75m:		100m: 1:10.94 (1:10.94)	
54	 Winn Ava	15	 Mt Albert G...	1:10.96 Entry: 1:12.09 -1.13
	25m:		50m: 32.98 (32.98)	
	75m:		100m: 1:10.96 (1:10.96)	

55	 Neems Sop...	15	 Sancta Mar...	1:11.36 Entry: 1:08.54 +2.82
	25m:	50m:	32.11 (32.11)	
	75m:	100m:	1:11.36 (1:11.36)	
56	 Marlow Ma...	16	 Sacred Hea...	1:11.40 Entry: 1:08.02 +3.38
	25m:	50m:	32.94 (32.94)	
	75m:	100m:	1:11.40 (1:11.40)	
57	 Lott Annab...	15	 Taradale Hi...	1:11.49 Entry: 1:13.10 -1.61
	25m:	50m:	33.86 (33.86)	
	75m:	100m:	1:11.49 (1:11.49)	
58	 Sood Navya	14	 Mt Albert G...	1:12.37 Entry: 1:13.48 -1.11
	25m:	50m:	32.81 (32.81)	
	75m:	100m:	1:12.37 (1:12.37)	
59	 Webby Sie...	13	 Diocesan S...	1:12.76 Entry: 1:10.19 +2.57
	25m:	50m:	33.89 (33.89)	
	75m:	100m:	1:12.76 (1:12.76)	
60	 Rudge Zya...	15	 Lytton High...	1:12.93 Entry: 1:09.93 +3.00
	25m:	50m:	33.18 (33.18)	
	75m:	100m:	1:12.93 (1:12.93)	
61	 Tse Hannah	15	 ACG Parne...	1:13.06 Entry: 1:11.47 +1.59
	25m:	50m:	33.75 (33.75)	
	75m:	100m:	1:13.06 (1:13.06)	
62	 Watson Elliot	16	 Ashburton ...	1:13.08 Entry: 1:12.82 +0.26
	25m:	50m:	34.01 (34.01)	
	75m:	100m:	1:13.08 (1:13.08)	
63	 Daly Harriett	14	 Nelson Coll...	1:13.43 Entry: 1:10.46 +2.97
	25m:	50m:	35.01 (35.01)	
	75m:	100m:	1:13.43 (1:13.43)	
64	 Stewart Lola	14	 Gisborne G...	1:13.69 Entry: 1:08.75 +4.94
	25m:	50m:	33.81 (33.81)	
	75m:	100m:	1:13.69 (1:13.69)	
64	 Bayley Aariah	17	 Nelson Coll...	1:13.69 Entry: 1:12.56 +1.13
	25m:	50m:	34.42 (34.42)	
	75m:	100m:	1:13.69 (1:13.69)	
66	 Chan Gariad	14	 Macleans C...	1:13.75 Entry: 1:13.19 +0.56
	25m:	50m:	34.07 (34.07)	
	75m:	100m:	1:13.75 (1:13.75)	

67	 Moleta Anika	18	 Palmerston...	1:14.00 Entry: 1:10.63 +3.37
	25m:		50m: 33.48 (33.48)	
	75m:		100m: 1:14.00 (1:14.00)	
68	 Tevita-Willi...	16	 Hauraki Pla...	1:14.26 Entry: 1:12.67 +1.59
	25m:		50m: 34.04 (34.04)	
	75m:		100m: 1:14.26 (1:14.26)	
68	 Weathersto...	13	 Otago Girls...	1:14.26 Entry: 1:15.45 -1.19
	25m:		50m: 34.68 (34.68)	
	75m:		100m: 1:14.26 (1:14.26)	
70	 Tau Sakura	15	 Kerikeri Hig...	1:15.95 Entry: 1:12.51 +3.44
	25m:		50m: 33.96 (33.96)	
	75m:		100m: 1:15.95 (1:15.95)	
71	 Fritchley Ella	13	 Woodford ...	1:15.98 Entry: 1:16.44 -0.46
	25m:		50m: 34.60 (34.60)	
	75m:		100m: 1:15.98 (1:15.98)	
72	 Stewart Symi	13	 John Paul ...	1:23.27 Entry: 1:12.58 +10.69
	25m:		50m: 35.33 (35.33)	
	75m:		100m: 1:23.27 (1:23.27)	
-	 Jury Macke...	14	 Mt Maunga...	DNS
-	 Bell Millie	17	 St Margaret...	DNS